

Criterion	Description
4.1.4	Average percentage of expenditure excluding salary for infrastructure augmentation during last five years (INR in Lakhs)

INDEX

S. No.	Description	Page No.
1	Certificate of Head of the Institution.	1
2	Fund Allocation for Infrastructure Augmentation Facilities.	2
3	Audited Statement for Expenditure of Infrastructure Augmentation.	
	a. 2019-2020	3
	b. 2018-2019	4
	c. 2017-2018	5
	d. 2016-2017	6
	e. 2015-2016	7

Dr.A.Ramesh, M.E., Ph.D.
Principal

Date: 15.02.2021

TO WHOM SO EVER IT MAY CONCERN

This is to certify that the Budget allocation and Expenditure for Infrastructure Augmentation excluding salary year-wise during the last five years (INR in lakhs) are as follows.

S. No	Academic year	Budget allocation (INR in lakhs)	Expenditure for Infrastructure Augmentation (INR in lakhs)
1	2019 – 2020	150	144.29
2	2018 – 2019	150	148.95
3	2017 – 2018	550	559.09
4	2016 – 2017	600	613.85
5	2015 – 2016	650	659.64




PRINCIPAL

Dr. A. RAMESH, M.E., Ph.D.
PRINCIPAL
CHENNAI INSTITUTE OF TECHNOLOGY
SARATHY NAGAR, NANDAMPAKKAM POST,
KUNDRATHUR, CHENNAI - 600 069.

Fund Allocation for Infrastructure Augmentation Facilities

Year	Budget allocated for infrastructure augmentation IN LAKHS	Expenditure for infrastructure augmentation	Total expenditure excluding Salary	Expenditure on maintenance of academic facilities (excluding salary for human resources)	Expenditure on maintenance of physical facilities (excluding salary for human resources)
2019-20	150	144.29	2287.41	810.22	870.17
2018-19	150	148.95	2130.07	602.21	652.41
2017-18	550	559.09	2295.08	310.91	226.88
2016-17	600	613.85	2121.85	293.83	223.1
2015-16	650	659.64	2384.87	290.02	231.91



Dr. A. RAMESH, M.E., Ph.D.
PRINCIPAL
CHENNAI INSTITUTE OF TECHNOLOGY
SARATHY NAGAR, NANDAMPAKKAM POST,
KUNDRATHUR, CHENNAI - 600 069.

M/s. PARTHASARATHY SEENIAMMAL EDUCATIONAL TRUST
HIG-34, Rajamannar Street
Nulambur, Chennai - 600 037

Fixed Asset schedule as on 31.03.2020

S.No	Particulars	W.D.V as on 01.04.2019	Additions		Total	Rate	Dep'n	W.D.V as on 31.03.2020
			Before Sep-30	After Sep-30				
1	Air Conditioner and Refrigerator	3,756,438	-	-	3,756,438	15%	563,466	3,192,972
2	Building	120,594,172	1,010,000	-	121,604,172	10%	12,160,417	109,443,755
3	Bus	31,493,914	-	-	31,493,914	15%	4,724,087	26,769,827
4	Camera	-	-	-	-	10%	-	-
5	Computer and Accessories	731,587	-	-	731,587	60%	438,952	292,635
6	Computer Software	35,128	100,405	-	135,533	60%	81,320	54,213
7	Electrical Fittings	-	262,903	-	262,903	10%	26,290	236,613
8	Furniture and Fittings	12,186,670	-	-	12,186,670	10%	1,218,667	10,968,003
9	Generators	944,078	342,000	1,475,000	2,761,078	15%	303,537	2,457,541
10	GYM Equipments	-	-	-	-	10%	-	-
11	Kitchen Equipments	1,799,262	-	-	1,799,262	15%	269,889	1,529,373
12	Lab Equipments	4,595,919	1,228,171	-	5,824,090	15%	873,614	4,950,476
13	Land	10,831,028	-	-	10,831,028	-	-	10,831,028
14	Projector	32,612	-	-	32,612	15%	4,892	27,720
15	Solar Power Plant	-	-	-	-	40%	-	-
16	Television	32,079	-	-	32,079	10%	3,208	28,871
17	UPS	1,795,865	-	-	1,795,865	15%	269,380	1,526,485
18	Water Cooler	599,542	-	-	599,542	15%	89,931	509,611
19	Water Storage Tank	153,377	-	-	153,377	15%	23,007	130,370
20	Land	-	-	9,213,470	9,213,470	-	-	9,213,470
21	Tractor	-	797,622	-	797,622	15%	119,643	677,979
	Total	189,581,671	3,741,101	10,688,470	204,011,242		21,170,300	182,840,942



Dr. A. RAMESH, M.E., Ph.D.
PRINCIPAL
CHENNAI INSTITUTE OF TECHNOLOGY
SARATHY NAGAR, NANDAMPAKKAM POST,
KUNDRATHUR, CHENNAI - 600 069.



FOR RAVICHANDRAN & THANGARAJ ASSOCIATES
CHARTERED ACCOUNTANTS

G. THANGARAJ
PARTNER

M/s. PARTHASARATHY SEETHIAMMAL EDUCATIONAL TRUST
 HIG-34, Rajamannar Street
 Nulambur, Chennai - 600 037


Fixed Asset schedule as on 31.03.2019

S.No	Particulars	W.D.V as on 01.04.2018	Additions		Total	Rate	Dep'n	W.D.V as on 31.03.2019
			Before Sep-30	After Sep-30				
1	Air Conditioner and Refrigerator	4,367,655	51,684	-	4,419,339	15%	662,901	3,756,438
2	Building	133,993,524	-	-	133,993,524	10%	13,399,352	120,594,172
3	Bus	23,503,134	-	12,450,000	35,953,134	15%	4,459,220	31,493,914
4	Computer and Accessories	1,828,967	-	-	1,828,967	60%	1,097,380	731,587
5	Computer Software	87,820	-	-	87,820	60%	52,692	35,128
6	Electrical Fittings	-	-	-	-	10%	-	-
7	Furniture and Fittings	13,540,744	-	-	13,540,744	10%	1,354,074	12,186,670
8	Generators	1,110,680	-	-	1,110,680	15%	166,602	944,078
9	GYM Equipments	-	-	-	-	10%	-	-
10	Kitchen Equipments	2,116,779	-	-	2,116,779	15%	317,517	1,799,262
11	Lab Equipments	5,406,963	-	-	5,406,963	15%	811,044	4,595,919
12	Land	8,437,180	-	2,393,848	10,831,028	-	-	10,831,028
13	Projector	38,367	-	-	38,367	15%	5,755	32,612
14	Solar Power Plant	-	-	-	-	40%	-	-
15	Television	35,643	-	-	35,643	10%	3,564	32,079
16	UPS	2,112,782	-	-	2,112,782	15%	316,917	1,795,865
17	Water Cooler	705,344	-	-	705,344	15%	105,802	599,542
18	Water Storage Tank	180,444	-	-	180,444	15%	27,067	153,377
Total		197,466,026	51,684	14,843,848	212,361,558		22,779,887	189,581,671


Dr. A. RAMESH, M.E., Ph.D.
 PRINCIPAL
 CHENNAI INSTITUTE OF TECHNOLOGY
 SARATHY NAGAR, NANDANPAKKAM POST,
 KUNDRATHUR, CHENNAI - 600 069.




For RAYCHANDRAN & THANGARAJ ASSOCIATES
 CHARTERED ACCOUNTANTS



 G. THANGARAJ
 PARTNER

M/s. PARTHASARATHI SEENIAMMAL EDUCATIONAL TRUST
11G-34, Rajamannar Street
Nulambur, Chennai - 600 037

Fixed Asset schedule as on 31.03.2018

S.No	Particulars	W.D.V as on 01.04.2017	Additions		Total	Rate	Dep'n	W.D.V as on 31.03.2018
			Before Sep-30	After Sep-30				
1	Air Conditioner and Refrigerator	44,97,668	6,40,750	-	51,38,418	15%	7,70,763	43,67,655
2	Building	15,74,27,617	1,26,44,580	2,51,12,730	19,51,84,927	10%	1,82,62,856	17,69,22,071
3	Bus	2,76,50,746	-	-	2,76,50,746	15%	41,47,612	2,35,03,134
4	Computer and Accessories	80,11,980	-	9,25,000	89,36,980	60%	50,84,688	38,52,292
5	Furniture and Fittings	1,27,83,003	1,94,863	83,804	1,30,61,670	10%	13,01,977	1,17,59,693
6	Generators	13,06,682	-	-	13,06,682	15%	1,96,002	11,10,680
7	Kitchen Equipments	15,25,622	8,45,000	1,10,000	24,80,622	15%	3,63,843	21,16,779
8	Lab Equipments	69,78,424	1,28,50,153	2,60,955	2,00,89,532	15%	29,93,858	1,70,95,674
9	Land	80,69,640	-	3,67,540	84,37,180	-	-	84,37,180
10	Library Books & Journals	-	13,45,715	-	13,45,715	100%	13,45,715	-
11	Television	39,603	-	-	39,603	10%	3,960	35,643
12	Water Cooler	2,54,747	-	-	2,54,747	15%	38,212	2,16,535
13	Software	12,70,075	-	5,28,443	17,98,518	60%	9,20,578	8,77,940
14	Projector	45,138	-	-	45,138	15%	6,771	38,367
15	UPS	32,57,770	-	-	32,57,770	15%	4,88,666	27,69,104
16	Water Storage Tank	2,12,287	-	-	2,12,287	15%	31,843	1,80,444
17	Camera	19,78,946	-	-	19,78,946	10%	1,97,895	17,81,051
	Total	23,53,09,948	2,85,21,061	2,73,88,472	29,12,19,481		3,61,55,239	25,50,64,242


Dr. A. RAMESH, M.E., Ph.D.
PRINCIPAL
CHENNAI INSTITUTE OF TECHNOLOGY
SARATHY NAGAR, NANDAMPARKAM POST,
KUNDRATHUR, CHENNAI - 600 069.



PREPARED FROM THE BOOKS OF ACCOUNTS
PRODUCED BY THE ASSESSEE
FOR RAVICHANDRAN & THANGARAJ ASSOCIATES
CHARTERED ACCOUNTANTS


G. THANGARAJ
PARTNER

M/s. PARTHASARATHY SEENIAMMAL EDUCATIONAL TRUST
HIG-34, Rajamannar Street
Nulambur, Chennai - 600 037


Fixed Asset schedule as on 31.03.2017

S.No	Particulars	W.D.V as on 01.04.2016	Additions		Total	Rate	Dep'n	W.D.V as on 31.03.2017
			Before Sep-30	After Sep-30				
1	Air Conditioner and Refrigerator	20,48,912	-	29,79,560	50,28,472	15%	5,30,804	44,97,668
2	Building	13,58,41,643	2,35,45,004	1,47,15,405	17,41,02,052	10%	1,66,74,435	15,74,27,617
3	Bus	2,81,16,901	-	40,55,546	3,21,72,447	15%	45,21,701	2,76,50,746
4	Computer and Accessories	1,14,31,047	3,27,600	47,26,459	1,64,85,106	60%	84,73,126	80,11,980
5	Furniture and Fittings	1,07,33,334	30,24,442	25,05,211	1,62,62,987	10%	15,01,038	1,47,61,949
6	Generators	15,37,273	-	-	15,37,273	15%	2,30,591	13,06,682
7	Kitchen Equipments	16,88,816	1,06,034	-	17,94,850	15%	2,69,228	15,25,622
8	Lab Equipments	74,83,686	-	6,67,341	81,51,027	15%	11,72,603	69,78,424
9	Land	80,69,640	-	-	80,69,640	-	-	80,69,640
10	Library Books	-	13,28,500	-	13,28,500	100%	13,28,500	-
11	Television	44,003	-	-	44,003	10%	4,400	39,603
12	Water Cooler	2,99,702	-	-	2,99,702	15%	44,955	2,54,747
13	Software	5,48,875	24,95,062	75,000	31,18,937	60%	18,48,862	12,70,075
14	Projector	53,103	-	-	53,103	15%	7,965	45,138
15	UPS	29,24,266	-	8,34,750	37,59,016	15%	5,01,246	32,57,770
16	Water Storage Tank	2,49,750	-	-	2,49,750	15%	37,463	2,12,287
	Total	21,10,70,951	3,08,26,642	3,05,59,272	27,24,56,865		3,71,46,917	23,53,09,948


Dr. A. RAMESH, M.E., Ph.D.
PRINCIPAL
CHENNAI INSTITUTE OF TECHNOLOGY
SARATHY NAGAR, NANDAMPAKKAM POST,
KUNDRATHUR, CHENNAI - 600 069.



For RAVICHANDRAN & THANGARAJ ASSOCIATES
Chartered Accountants



G. Thangaraj
Partner

M/s. PARTHASARATHY SELLIAMMAL EDUCATIONAL TRUST

11G-34, Rajamannar Street
Nulambur, Chennai - 600 037

Fixed Asset schedule as on 31.03.2016

S.No	Particulars	W.D.V as on 01.04.2015	Additions		Total	Rate	Dep'n	W.D.V as on 31.03.2016
			Before Sep-30	After Sep-30				
1	Air Conditioner and Refrigerator	561,911	1,848,573		2,410,484	15%	361,573	2,048,912
2	Building	124,169,275	21,151,013	5,319,352	150,639,640	10%	14,797,996	135,841,644
3	Bus	26,130,620	6,676,028	250,000	33,056,648	15%	4,939,747	28,116,901
4	Computer and Accessories	1,952,303	103,500	15,155,323	17,211,126	60%	5,780,079	11,431,047
5	Furniture and Fittings	4,360,166	908,256	6,307,110	11,575,532	10%	842,198	10,733,334
6	Generators	158,801	1,649,756		1,808,557	15%	271,284	1,537,273
7	Kitchen Equipments	1,106,318	880,524		1,986,842	15%	298,026	1,688,816
8	Lab Equipments	8,804,337			8,804,337	15%	1,320,651	7,483,686
9	Land	8,069,640			8,069,640	-	-	8,069,640
10	Library Books	608,713	2,617,438		3,226,151	100%	3,226,151	-
11	Television	48,893			48,893	10%	4,889	44,003
12	Water Cooler	118,429	207,500	24,500	350,429	15%	50,727	299,702
13	Software	955,652	416,537		1,372,189	60%	823,314	548,875
14	Projector	62,474			62,474	15%	9,371	53,103
15	UPS	1,087,628	206,100	1,972,538	3,266,266	15%	342,000	2,924,266
16	Water Storage Tank	-	-	270,000	270,000	15%	20,250	249,750
	Total	178,195,160	36,665,225	29,298,823	244,159,208		33,088,257	211,070,951


Dr. A. RAMESH, M.E., Ph.D.
PRINCIPAL
CHENNAI INSTITUTE OF TECHNOLOGY
SARATHY BAGAR, NANDAMBAHALLI POSE,
KUNDRATHUR, CHENNAI - 600 089.

For RAVICHANDRAN & THANGARAJ ASSOCIATES
Chartered Accountants


G. THANGARAJ
Partner